




# Canopy Locking Systems Wiring Diagram

## Operation Guide

- 1 Press  to lock, Lights flash once (if connected)
- 2 Press  to unlock, Light flash twice (if connected)
- 3 Learning Code  
Open module by levering top of unit away from bottom at 4 x clip points  
Long press learning button 3 seconds, unit is now in learning state  
Within 5 seconds press any button on remote, if connecting more than 1 remote, press one button on each remote within 5 seconds
- 4 Vehicle locator (Lights must be connected)  
Press  for 3 seconds, lights will flash 3 times

Green & blue wires on control unit are not used

Brown wire optional for connection to lights

## Control Module

